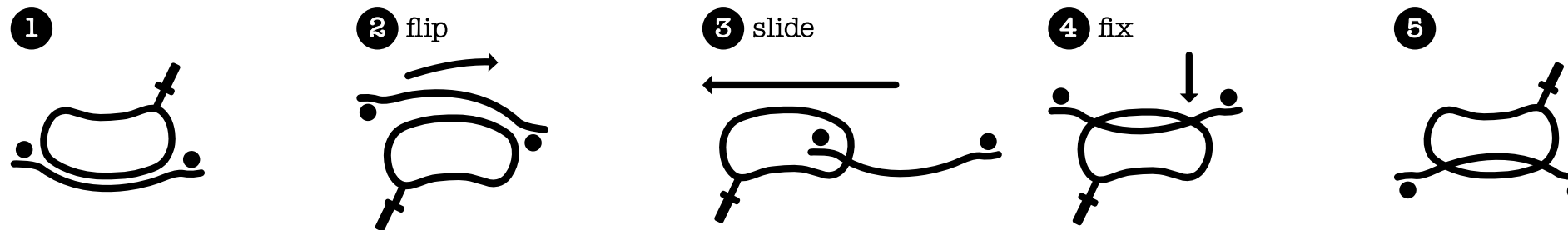




It's a rocker.
It's a ride-on.
It's your child's
best friend.



instructions



handle assembly



1. Handle components



2. Underside view



3. Topside view

for ages 1 to 5
max weight
25kg/55lbs

Stay safe

Adults – always supervise when your child is riding.

Ride one at a time and never, ever near stairs, driveways or swimming pools.

Wishbone isn't responsible for your child, you are. If your child gets hurt while riding, you assume the risk by handing this way cool toy over to your precious little one.

Look after your Flip

Check all its nuts often – they need to be tight tight tight.

Clean your Flip with a damp cloth.

Our warranty:

If your Flip has a manufacturing defect and you bought it new within the past year, we'd like to repair it or replace parts free of charge (except freight). Please don't ask for a full replacement – your Flip was carefully designed to be 100% repairable.

For warranty, bring proof of purchase, batch number, and photos. Good photos mean we probably won't need it returned.

THIS WARRANTY IS MADE IN LIEU OF ALL OTHER WARRANTIES, EXPRESS OR IMPLIED, INCLUDING, BUT NOT LIMITED TO, WARRANTIES OF MERCHANTABILITY OR FITNESS FOR A PARTICULAR PURPOSE, AND THERE ARE NO OTHER WARRANTIES THAT EXTEND BEYOND THIS EXPRESS WARRANTY.



EN71:2000, 2005+2006 inc A4:2007
US ASTM F963:2007
AS/NZS ISO 8124:2002+2003
Made in China.


⚠ WARNING

ADULT ASSEMBLY REQUIRED. CONTAINS POTENTIALLY HAZARDOUS SHARP EDGES AND POINTS, AND SMALL PARTS. KEEP AWAY FROM CHILDREN UNTIL ASSEMBLED. KEEP THIS INFORMATION FOR FUTURE REFERENCE.

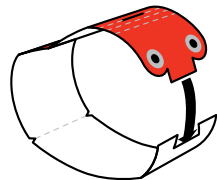
wishbonedesign.com




1 cut



2 bend



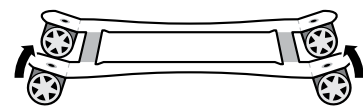
3 fold



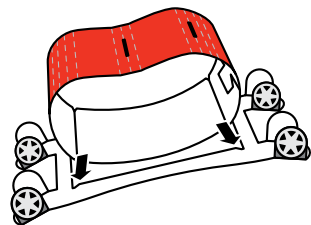
4 lock



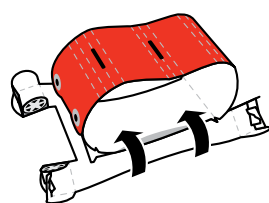
5 fold




6 attach



7 lock



8 slide



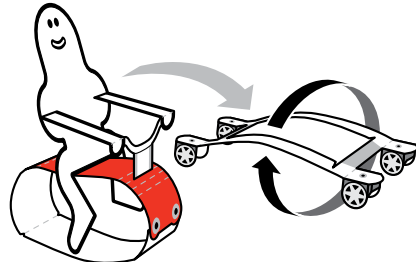
9 tab



10 rock



11 roll



DIY project

mountain fold

valley fold

